

# game time: pass it on

## description

Choose a Duolingo image and build a story together as a class one sentence at a time!

## steps


- 1** Choose a Duolingo image. Divide the class in half and number each student in the group so there are double numbers. The students with the same numbers will be partners.
- 2** How to play:
  - Group 1 will write a sentence responding to the theme and then pass their paper to their partner in group 2 who will respond to the sentence.
  - Collect the papers and read them in order for a little bit of fun and silliness!
- 3** Bonus: Have students act out their stories or extend their stories individually or in groups.

## protip


- Instead of having students write the story, you can go around and speak it.
- Another version could be putting students into groups of 5 or 6 and having each group write their own story. Have one group member start by writing the first sentence of the story, pass it to their group member next to them who writes the next sentence to the story. Go around to each group member until the story is complete or everyone has had a turn.





# pass it on: game cards






## pass it on: game cards



# pass it on: game cards



# pass it on: game cards



pass it on: write a story



# pass it on: write a story

## partner 1

Write your sentence here:

After you write your sentence, pass it to your partner.

## partner 2

Write your sentence here:

After you write your sentence, read all of the sentence together as a class for a silly story!

group number



# pass it on: write a story

## partner 1

Write your sentence here:

After you write your sentence, pass it to your partner.

## partner 2

Write your sentence here:

After you write your sentence, read all of the sentence together as a class for a silly story!

group number



pass it on: write a story

pass it on: write a story

